



# Scotchcast™ Electrical Resin 282

Two-Part, Oven Curing, Class F, Semiflexible, Thixotropic, Epoxy Liquid Resin

## Data Sheet

### Product Description

3M™ Scotchcast™ Electrical Resin 282 is buff colored, can be applied by dipping, spraying, extruding or troweling. As dipping resin, 282 provides exceptionally smooth and uniform coatings with minimal run off or sag during cure and is suggested for those applications requiring high temperature stability and permanent flexibility for thermal and mechanical shock resistance. Examples are dipping and encapsulation of coils, transformers, motors, modules, strain-sensitive circuitry and other electrical and electronic components.

- High temperature rating (155°C)
- High thermal conductivity
- Thermal shock resistant

### Handling Properties

|                            |   |
|----------------------------|---|
| Mix Ratio (A:B)            | Wt 2:3<br>Vol (%) 37:63   |
| Viscosity<br>@ 23°C (73°F) | A = Thixotropic<br>B = Thixotropic<br>Mixed = Thixotropic               |
| Density                    | A = 1.50 kg/l (12.5 lbs/gal)<br>B = 1.32 kg/l (11.0 lbs/gal)            |
| Flash Point                | A = 202°C (395°F)<br>B = 188°C (370°F)                                  |
| Gel Time                   | 23 min. @ 121°C (250°F)   |
| Curing Guide               | 75°C (167°F) 15-20 hrs<br>95°C (203°F) 6-8 hrs<br>120°C (248°F) 2-3 hrs |
| Potlife @ 23°C             | 3-4 days  |

### Test Methods

|   |   |
|---|---|
| <sup>1</sup> Fed. Std. No. 406, Method 1021 | <sup>6</sup> Fed. Std. No. 406, Method 1083 |
| <sup>2</sup> Fed. Std. No. 406, Method 1011 | <sup>7</sup> Fed. Std. No. 406, Method 4021 |
| <sup>3</sup> Fed. Std. No. 406, Method 1031 | <sup>8</sup> Fed. Std. No. 406, Method 4041 |
| <sup>4</sup> MIL-I-16923E                   | <sup>9</sup> Fed. Std. No. 406, Method 4031 |
| <sup>5</sup> 3M Test Method                 |   |

### Typical Data/Physical Properties

| Property  | Value                                 |
|---|---------------------------------------|
| Color   | Buff                                  |
| Hardness <sup>6</sup> (Shore D)   | 65                                    |
| Specific Gravity (cured)  | 1.43                                  |
| Compressive Strength <sup>1</sup><br>10% Compression  | 3500 psi<br>(245 kg/cm <sup>2</sup> ) |
| Tensile Strength <sup>2</sup>   | 2100 psi<br>(147 kg/cm <sup>2</sup> ) |
| Elongation (% at break) <sup>2</sup>  | 45                                    |
| Flexural Strength <sup>3</sup>  | 2000 psi<br>(140 kg/cm <sup>2</sup> ) |
| Thermal Conductivity <sup>4</sup><br>(Cal • cm/cm <sup>2</sup> • sec • °C)                      | 12 x 10 <sup>-4</sup>                 |
| Coefficient of Linear Thermal Expansion <sup>4</sup><br>(23°C to 113°C) (length/unit length/°C) | 15x10 <sup>-5</sup>                   |
| Electric Strength <sup>9</sup><br>(1/8" [3.175 mm] Sample)                                      | 375 volts/mil<br>(14.8 kV/mm)         |
| Thermal Shock <sup>5</sup><br>10 Cycles -65°C to 130°C 1/4" (3.175 mm) Olyphant Insert          | Pass                                  |
| Thermal Shock <sup>4</sup>  | Pass                                  |
| Flammability <sup>4</sup>   | Pass                                  |
| Moisture Absorption <sup>4</sup><br>% weight increase, 240 hrs. @ 96% R.H.                      | 0.32                                  |
| Water Immersion<br>(sample cured 3 hrs. @ 120°C)  |                                       |
| % weight gain (1000 hrs. @ 23°C)  | 0.4                                   |
| % weight gain (500 hrs. @ 70°C)   | 6.2                                   |
| % weight gain (200 hrs. @ 100°C)  | 8.0                                   |
| Thermal Aging<br>(1000 hrs. @ 130°C) % weight loss  | 0.17                                  |
| Hardness Change (Shore D)   | +7                                    |
| Dielectric Constant <sup>7</sup> (100 Hz @ 23°C)  | 3.56                                  |
| Dissipation Factor <sup>7</sup> (100 Hz @ 23°C)   | 0.054                                 |
| Volume Resistivity <sup>8</sup> (ohm-cm @ 23°C)   | >10 <sup>15</sup>                     |
| Thermal Aging<br>(1000 hrs. @ 155°C) % weight loss  | 2.2                                   |
| Hardness Change (Shore D)   | +15                                   |
| Dielectric Constant <sup>7</sup> (100 Hz @ 23°C)  | 4.03                                  |
| Dissipation Factor <sup>7</sup> (100 Hz @ 23°C)   | 0.032                                 |
| Volume Resistivity <sup>8</sup> (ohm-cm @ 23°C)   | >10 <sup>15</sup>                     |
| Thermal Aging<br>(1000 hrs. @ 180°C) % weight loss  | 3.5                                   |
| Hardness Change (Shore D)   | +18                                   |
| Dielectric Constant <sup>7</sup> (100 Hz @ 23°C)  | 4.71                                  |
| Dissipation Factor <sup>7</sup> (100 Hz @ 23°C)   | 0.041                                 |
| Volume Resistivity <sup>8</sup> (ohm-cm @ 23°C)   | >10 <sup>15</sup>                     |

**Note:** These are typical values and should not be used for specification purposes.

## Usage Information

### **Mixing**

Mix the separate parts before removing them from their containers. They may be warmed to 60°C (140°F) to aid mixing. Weigh the correct proportions of the separate parts to within 2% accuracy and combine them. Thoroughly blend the mixture until the color is absolutely uniform or a homogeneous mixture is obtained.

### **Deaerating**

Entrapped air can be removed by evacuating for 5 to 15 minutes at 5 to 10 mm of mercury (Hg) absolute pressure. Warming the mixed resin to 60°C (140°F) facilitates this process. Container side walls should be four times the height of 3M™ Scotchcast™ Electrical Resin to contain the foaming that takes place under vacuum.

### **Casting and Impregnating**

Pour the warm resin into the preheated 100°C mold. If no mold is used, dip the preheated part into the resin. Heating the resin and mold aids impregnation. For maximum impregnation, evacuate for 5 to 15 minutes at 5 mm of mercury (Hg) absolute pressure, or pour under vacuum and hold for several minutes before releasing.

### **Curing**

Where minimum stress and maximum thermal shock resistance are required, the lower temperature cure cycle is recommended. (See “Curing Guide” of **Handling Properties** section). Time should be added to the cure cycle to allow the resin to reach the curing temperature.

### **Storage**

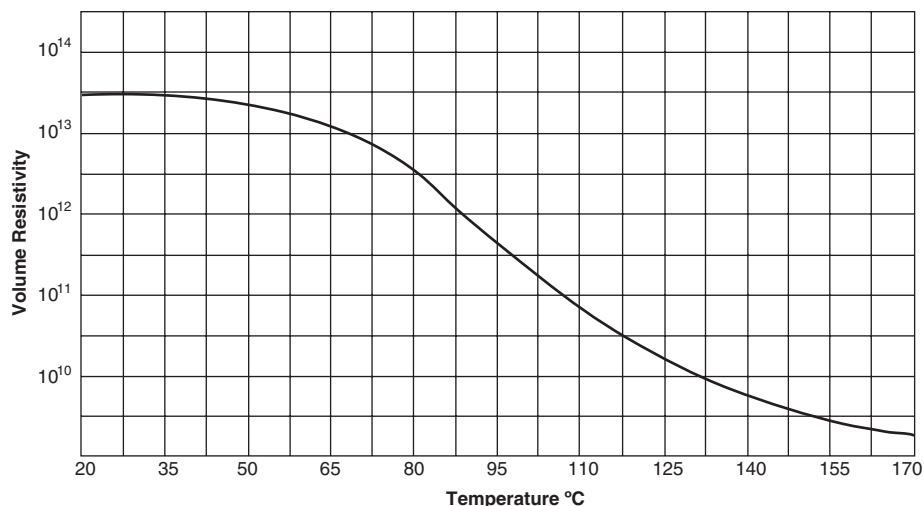
Both parts of this resin system should be stored at temperatures between 20 to 30 degrees Celsius, and 30% to 60% relative humidity. When not in use, containers should be kept tightly closed. Storage at conditions outside those suggested may compromise the performance of the resin.

## Handling and Safety Precautions

Read all Health Hazard, Precautionary and First Aid found in the material Safety Data Sheet (MSDS) and/or product label of chemicals prior to handling or use.

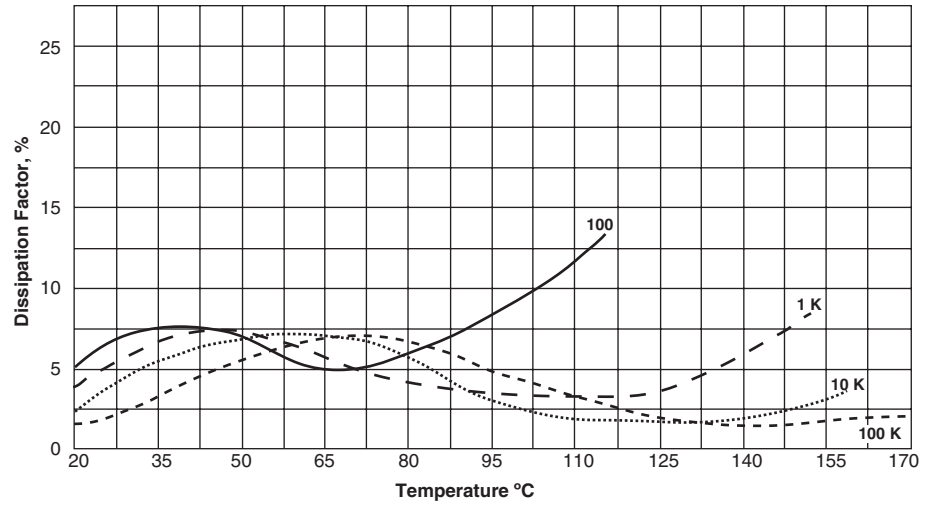
### **Volume Resistivity (ohm-cm)**

Fed. Std. 406, Method 4041



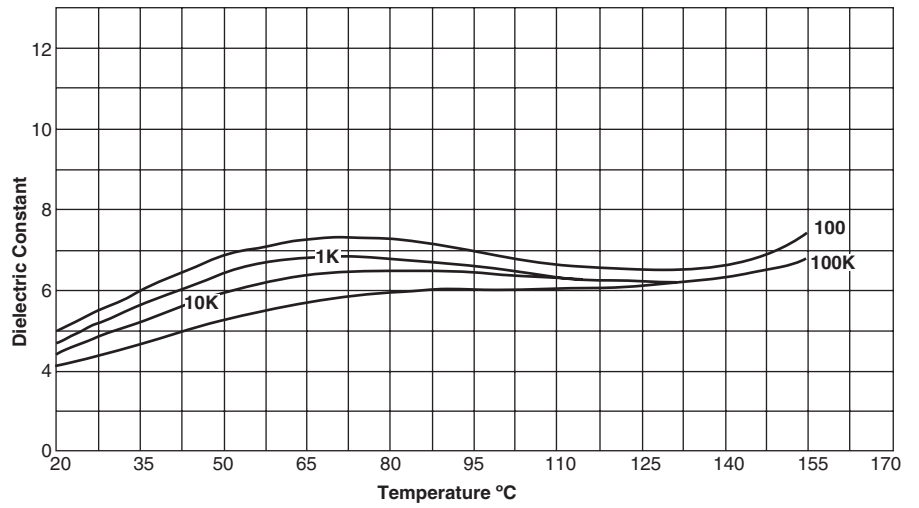
### Dissipation Factor

Fed. Std. No. 406, Method 4021  
(Test Frequencies in Hertz)



### Dielectric Constant

Fed. Std. No. 406, Method 4021  
(Test Frequencies in Hertz)



3M and Scotchcast are trademarks of 3M Company.

#### Important Notice

All statements, technical information, and recommendations related to 3M's products are based on information believed to be reliable, but the accuracy or completeness is not guaranteed. Before using this product, you must evaluate it and determine if it is suitable for your intended application. You assume all risks and liability associated with such use. Any statements related to the product which are not contained in 3M's current publications, or any contrary statements contained on your purchase order shall have no force or effect unless expressly agreed upon, in writing, by an authorized officer of 3M.

**Warranty; Limited Remedy; Limited Liability.** This product will be free from defects in material and manufacture for a period of one (1) year from the date of purchase. **3M MAKES NO OTHER WARRANTIES INCLUDING, BUT NOT LIMITED TO, ANY IMPLIED WARRANTY OF MERCHANTABILITY OR FITNESS FOR A PARTICULAR PURPOSE.** If this product is defective within the warranty period stated above, your exclusive remedy shall be, at 3M's option, to replace or repair the 3M product or refund the purchase price of the 3M product. Except where prohibited by law, **3M will not be liable for any loss or damage arising from this 3M product, whether direct, indirect, special, incidental or consequential regardless of the legal theory asserted.**

# 3M

## Electrical Markets Division

6801 River Place Blvd.  
Austin, TX 78726-9000  
800/676-8381  
Fax: 800/828-9329  
[www.3M.com/electrical/oem](http://www.3M.com/electrical/oem)



*Printed on 50% recycled paper  
with 10% post-consumer*

Litho in USA  
© 3M 2004 78-8124-5594-3-B